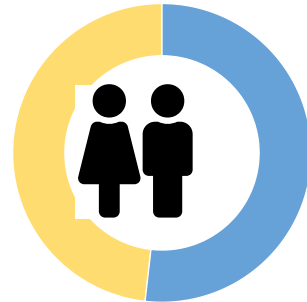
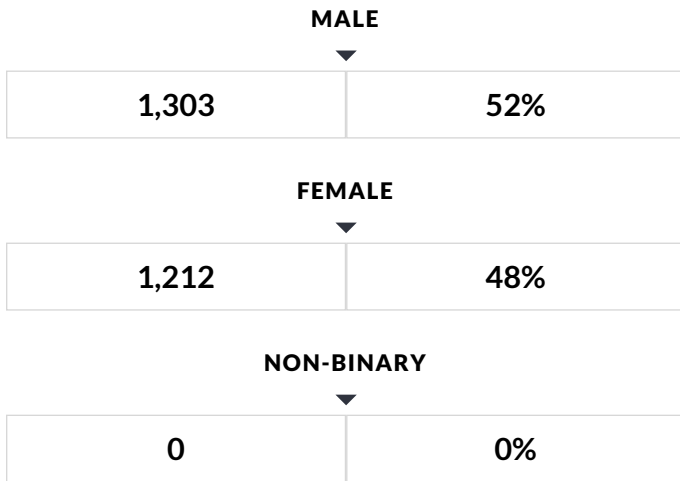


This report provides enrollment counts for schools and districts by various demographic groups for the 2021 - 22 school year. These enrollment data are collected as part of NYSED's Student Information Repository System (SIRS). These counts are as of "BEDS Day" which is typically the first Wednesday in October. For nonpublic school enrollment data please see the Non-Public School Enrollment and Staff information on our Information and Reporting Services webpage.

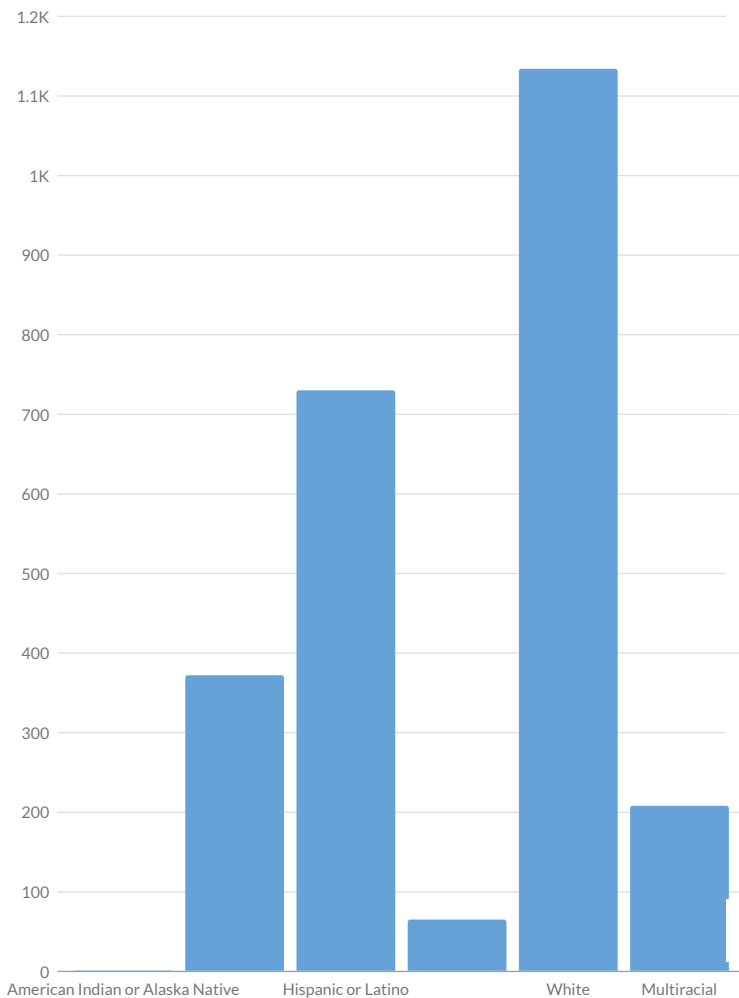
BEACON CITY SCHOOL DISTRICT ENROLLMENT (2021 - 22)

K-12 Enrollment: 2,515

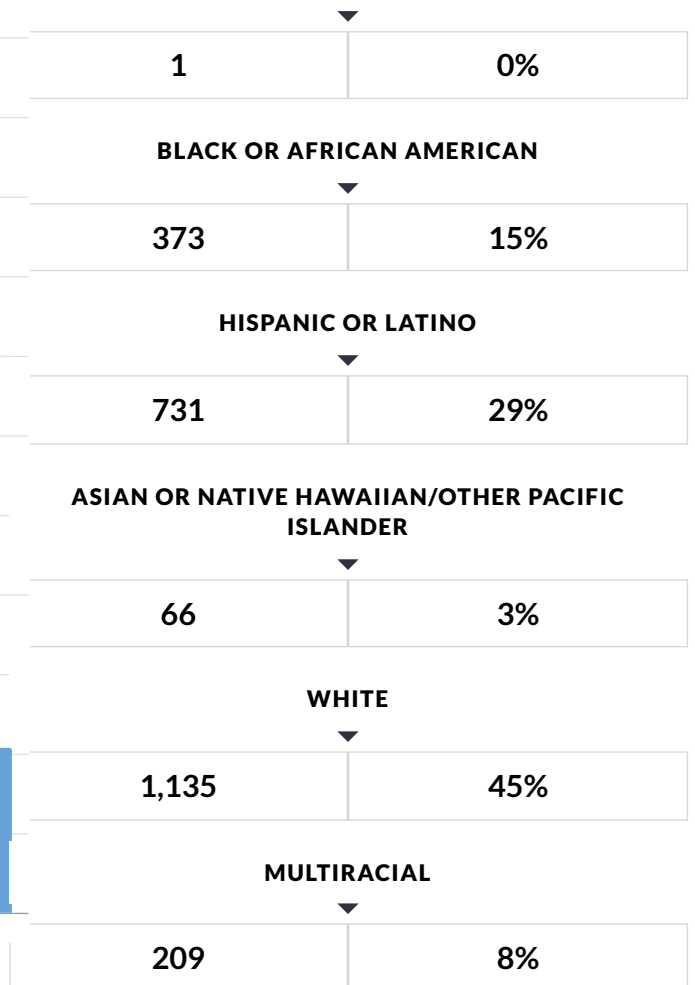
ENROLLMENT BY GENDER



ENROLLMENT BY ETHNICITY



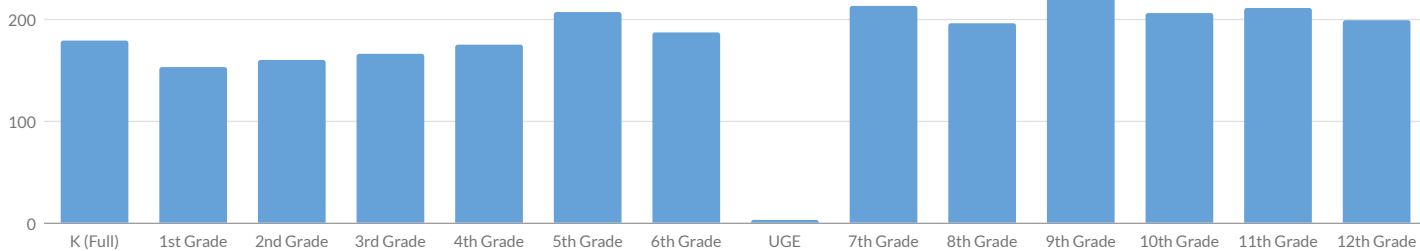
ENROLLMENT BY ETHNICITY (Detailed)



OTHER GROUPS

ENGLISH LANGUAGE LEARNERS		STUDENTS WITH DISABILITIES		ECONOMICALLY DISADVANTAGED	
35	1%	500	20%	1,189	47%
MIGRANT		HOMELESS		FOSTER CARE	
—	—	17	1%	5	0%
PARENT IN ARMED FORCES					
—		—		—	

ENROLLMENT BY GRADE



K (FULL DAY)	1ST GRADE	2ND GRADE	3RD GRADE
180 7%	154 6%	161 6%	167 6%
4TH GRADE	5TH GRADE	6TH GRADE	UNGRADED ELEMENT...
176 7%	208 8%	188 7%	4 0%
7TH GRADE	8TH GRADE	9TH GRADE	10TH GRADE
214 8%	197 8%	233 9%	207 8%
11TH GRADE	12TH GRADE	UNGRADED SECONDA...	
212 8%	200 8%	14 1%	

© COPYRIGHT NEW YORK STATE EDUCATION DEPARTMENT, ALL RIGHTS RESERVED.
 THIS DOCUMENT WAS CREATED ON: OCTOBER 13, 2023, 7:18 PM EST